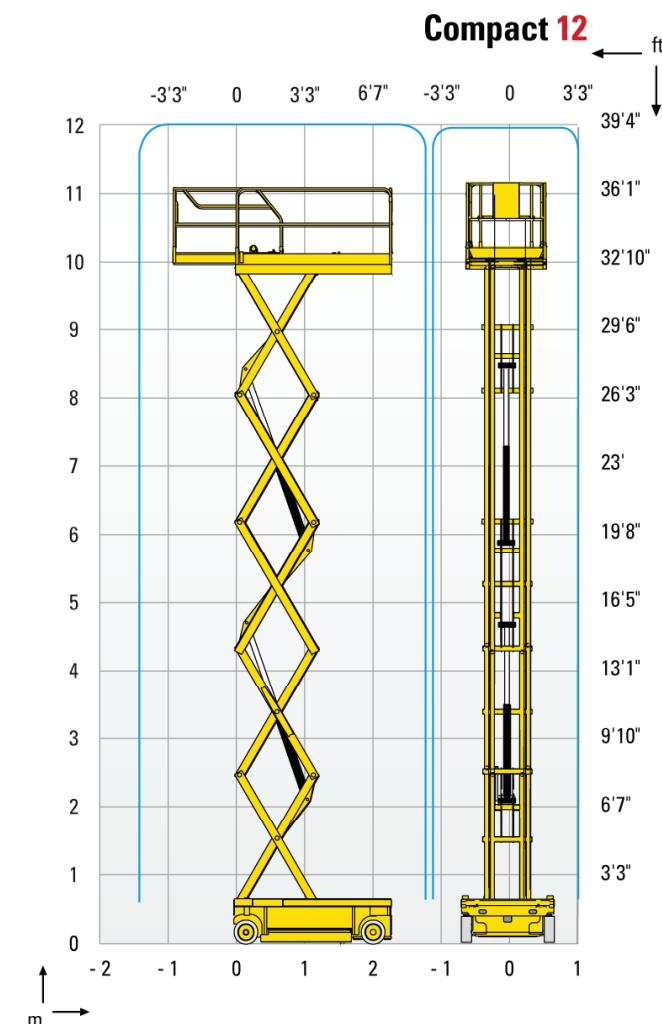
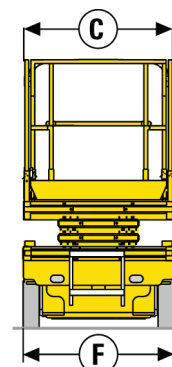
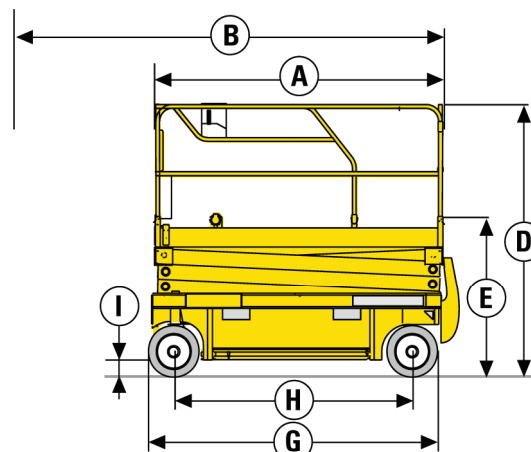


SPECIFICATION SHEET

Type: Haulotte Compact 10 - Compact 12

| | Compact 10 | Compact 12 |
|--|----------------------|----------------------|
| Working height | 10.15 m | 12 m |
| Platform height | 8.15 m | 10 m |
| Driveable at full height up to | 8.15 m | 10 m |
| Lift capacity - inside | 450 kg | 300 kg |
| Lift capacity - outside | 450 kg | 300 kg |
| A Platform length - outside | 2.3 m | 2.3 m |
| B Platform length - extended | 3.22 m | 3.22 m |
| Length - extension | 0.92 m | 0.92 m |
| C Platform width - outside | 1.2 m | 1.2 m |
| E Storage height | 1.4 m | 1.53 m |
| D Height - stowed | 2.26 m | 2.38 m |
| F Overall width | 1.2 m | 1.2 m |
| G Length | 2.45 m | 2.45 m |
| H Wheelbase | 1.86 m | 1.86 m |
| I Ground clearance - Centre | 13 cm | 13 cm |
| Ground clearance - Pothole guards deployed | 2.5 cm | 2.5 cm |
| Drive speed | 1 - 3.5 km/h | 0.9 - 3.5 km/h |
| Gradeability | 23 % | 23 % |
| Tilt | 2 ° | 2 ° |
| Lift / lower speed | 51 s / 42 s | 83 s / 52 s |
| Turning radius - outside | 2.5 m | 2.5 m |
| Tyres - non marking | 15x5 | 15x5 |
| Batteries | 24 V - 255 Amph (C5) | 24 V - 255 Amph (C5) |
| Hydraulic system capacity | 25 l | 25 l |
| Weight | 2330 kg | 2470 kg |



Specifications subject to change without notice.
 Photos and diagrams in this sheet are for promotional purposes only.
 Refer to appropriate operator's manual for detailed instructions on the proper use and maintenance of this equipment.
 Working height=platform height+2m.
 Wind tolerance is displayed on each machine.
 Manufacturer's specifications - Non-contractual documents.

Tel: 0845 6041134